



# Redistricting 2025

---

CENSUS 2020 DATA & CURRENT DISTRICTS

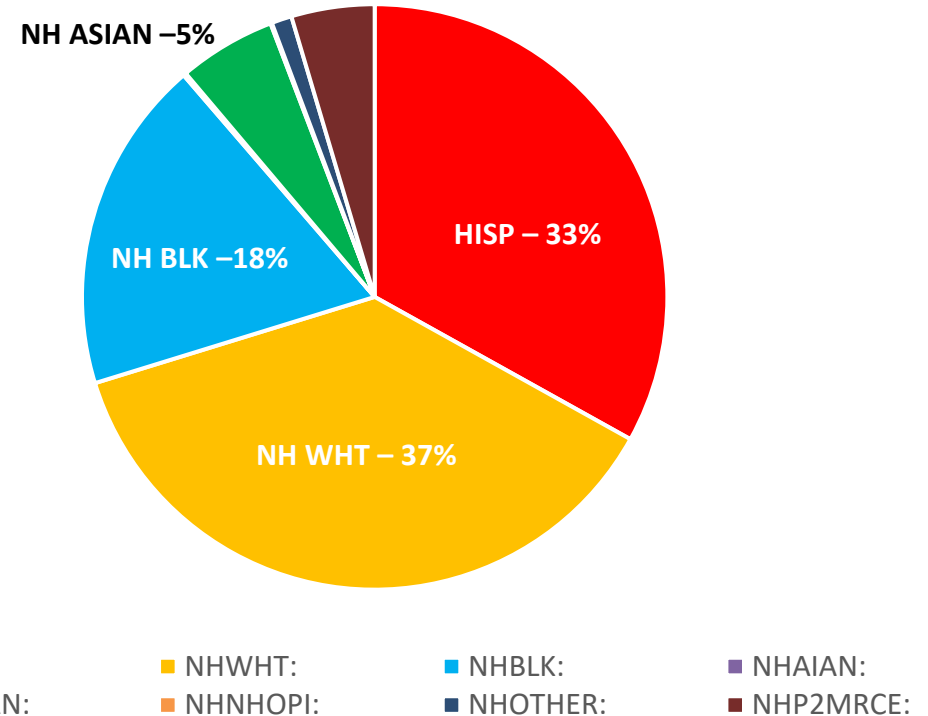


ARCBridge Consulting & Training Inc  
[www.arcbridge.com](http://www.arcbridge.com)

# 2020 Census Population by Race and Ethnicity

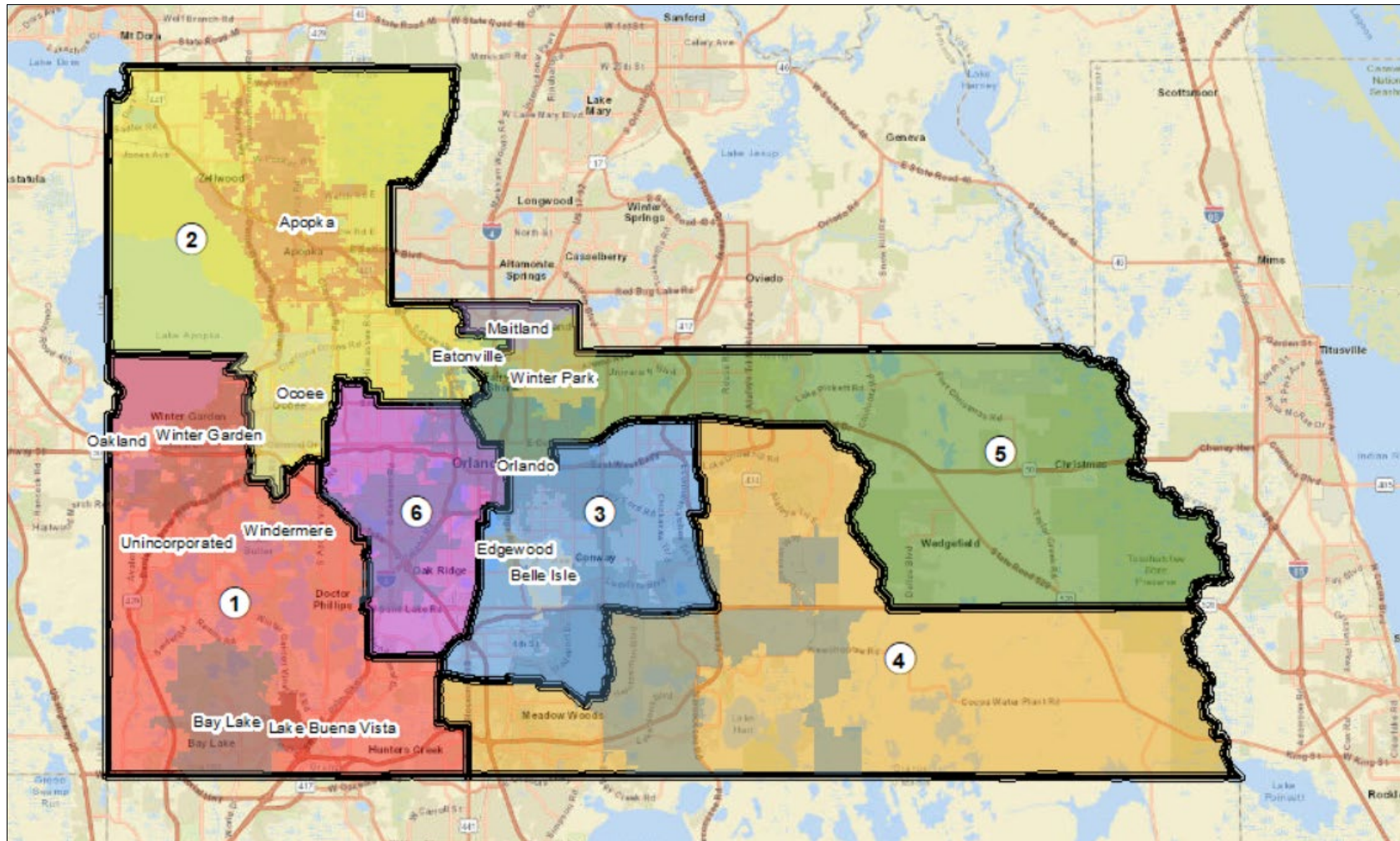
Total Population by Race		
HISP:	473,025	33.08%
NHWHT:	531,362	37.16%
NHBLK:	263,624	18.44%
NHAIAN:	2,207	0.15%
NHASIAN:	76,870	5.38%
NHNHOPI:	1,114	0.08%
NHOTHER:	16,015	1.12%
NHP2MRCE:	65,691	4.59%
Total:	1,429,908	

Total Voting Age Population by Race		
HISP18:	353,363	24.71%
NHWHT18:	444,821	31.11%
NHBLK18:	196,009	13.71%
NHAIAN18:	1,769	0.12%
NHASIAN18:	62,245	4.35%
NHNHOP18:	925	0.06%
NHOTH18:	11,545	0.81%
NHP2RC18:	45,121	3.16%
Total Voting Age	1,115,798	



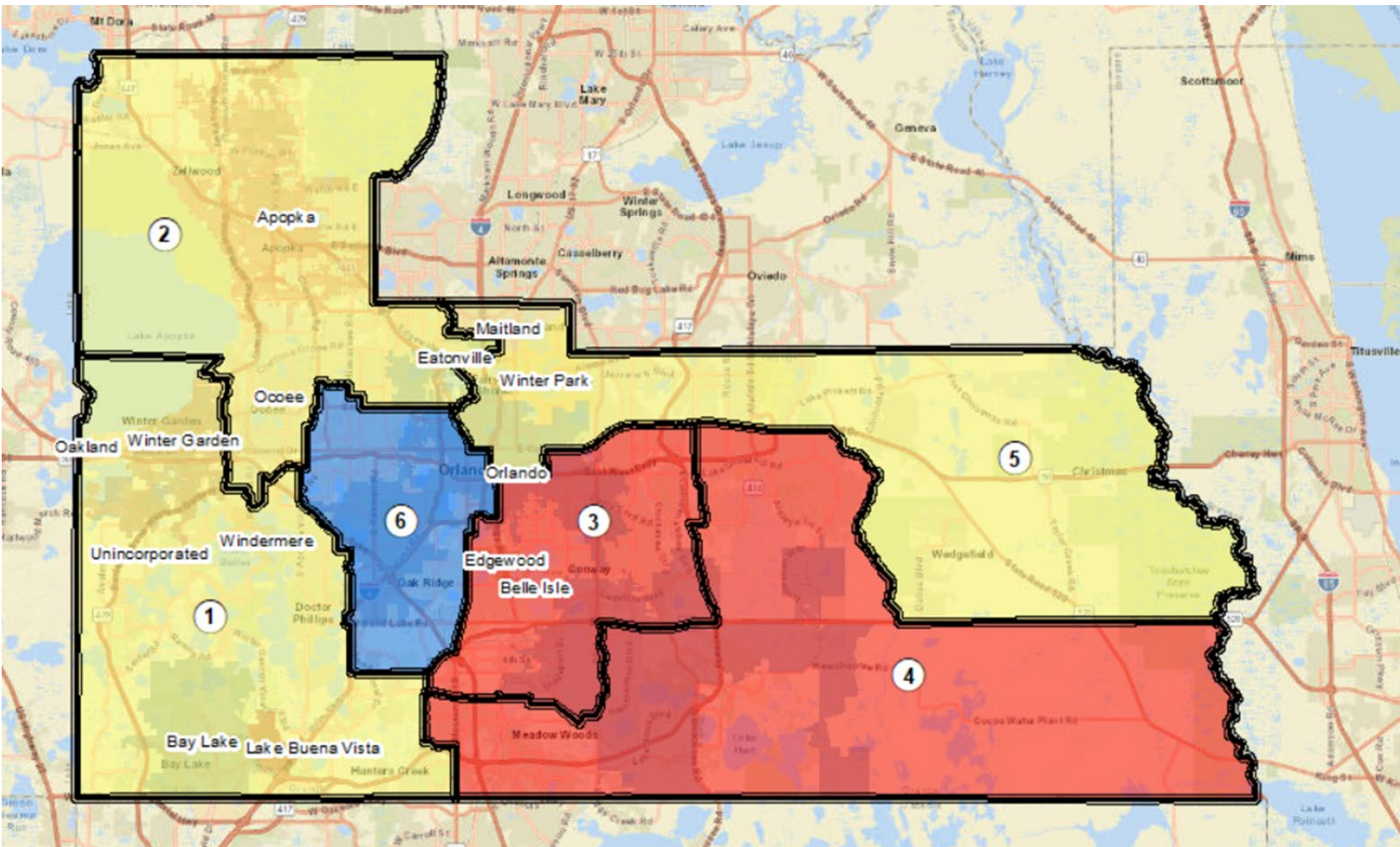
TOTAL Housing Units	561,851	
Occupied Housing Units	519,437	92.45%

# Orange County Current Commission Districts



2020 Census Redistricting Data				
Max Deviation 4.15%				
District	Total Pop	Ideal Pop	Deviation	Deviation %
1	237,173	238,318	-1,145	-0.48%
2	233,604	238,318	-4,714	-1.98%
3	243,484	238,318	5,166	2.17%
4	236,602	238,318	-1,716	-0.72%
5	241,703	238,318	3,385	1.42%
6	237,342	238,318	-976	-0.41%
	1,429,908	1,429,908		

# Council Districts by Majority / Plurality Population



Majority Population			
Max Deviation 4.15%			
District	Total Pop	Majority Pop	Majority Pop %
1	237,173	NH-WHITE	50.77%
2	233,604	NH-WHITE	34.92%
3	243,484	HISPANIC	50.23%
4	236,602	HISPANIC	47%
5	241,703	NH-WHITE	56.95%
6	237,342	NH-BLACK	46.55%
	1,429,908	1,429,908	

■ HISP  
■ NHBLK  
■ NHWHT